



2021-22 Proposed General Fund Budget

*February 16, 2021*

# Table of Contents



NEW HAVEN PUBLIC SCHOOLS

- Background Pages 3 - 6
- Key Trends Pages 7 - 9
- 2021-2022 Proposed Budget Pages 10 - 14
- How Is Each School Funded? Pages 15 - 17
- Additional Information Pages 18 - 22
- Q&A

## What Are the Objectives of this Budget?



NEW HAVEN PUBLIC SCHOOLS

From the NHPS Strategic Plan, Priority Area 5.1, Equitable Resourcing: Create and implement a transparent budget process that is equitable and site based to support the instructional core and premised on a balanced budget.

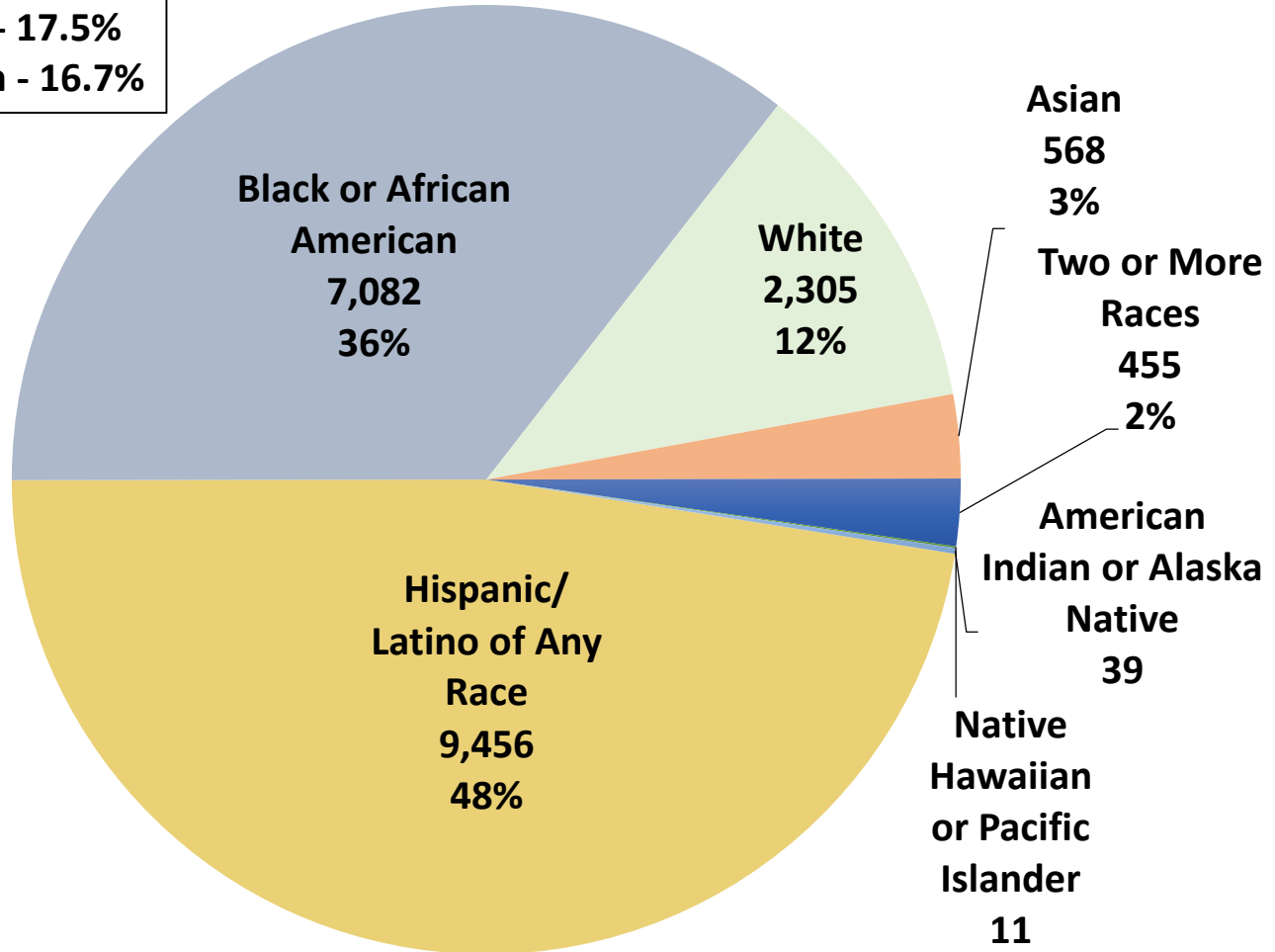
- Allocate resource in a manner that promotes equity between magnet and neighborhood schools
- Present a budget that reflects the true cost of running the New Haven Public Schools

**We serve a diverse population of 20,051 students, with equally diverse learning needs**



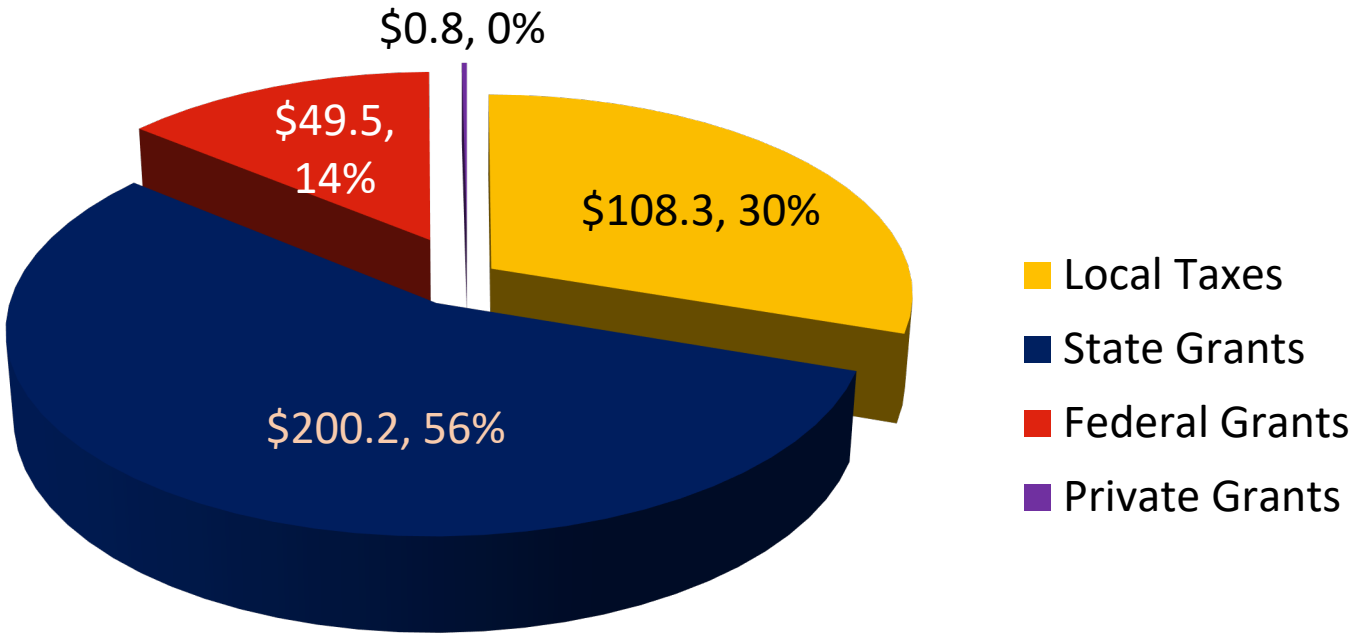
**NEW HAVEN PUBLIC SCHOOLS**

**English Learners - 17.5%**  
**Special Education - 16.7%**



# How Are Our Schools Funded?

## 2019-20 (\$358.8MM Total)

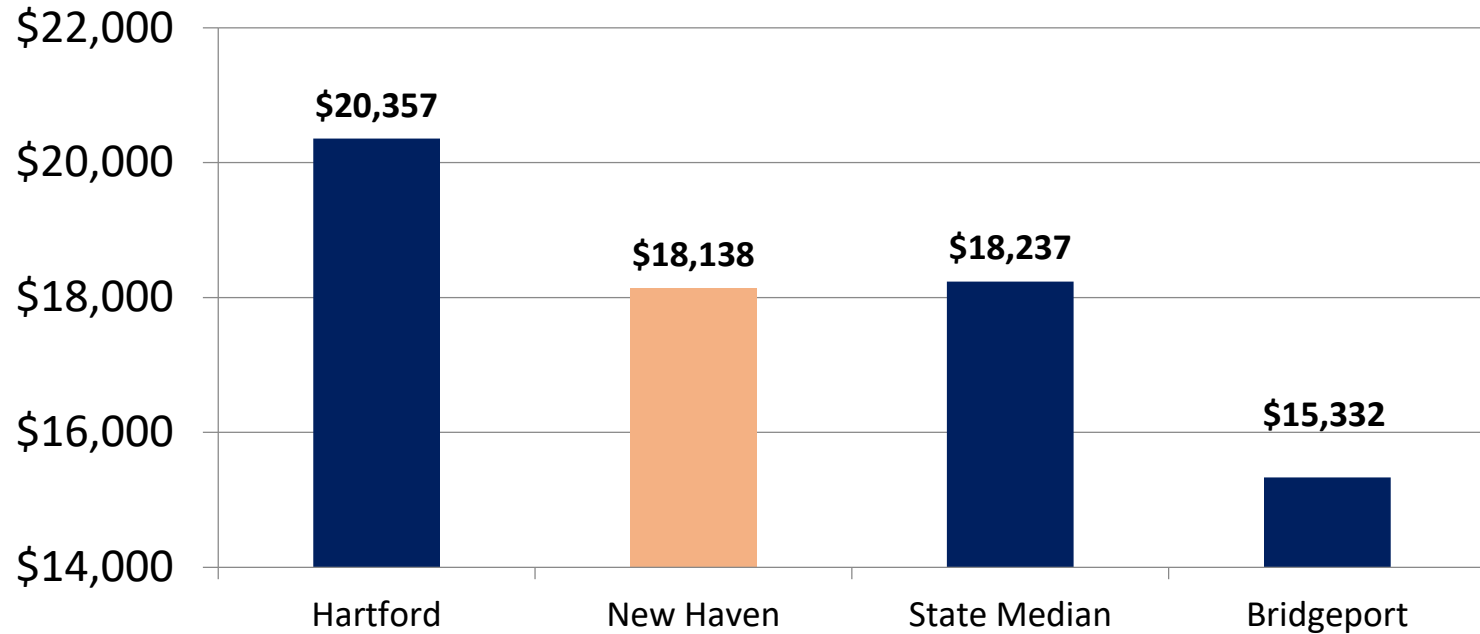


# How Does Our Spending Compare?



NEW HAVEN PUBLIC SCHOOLS

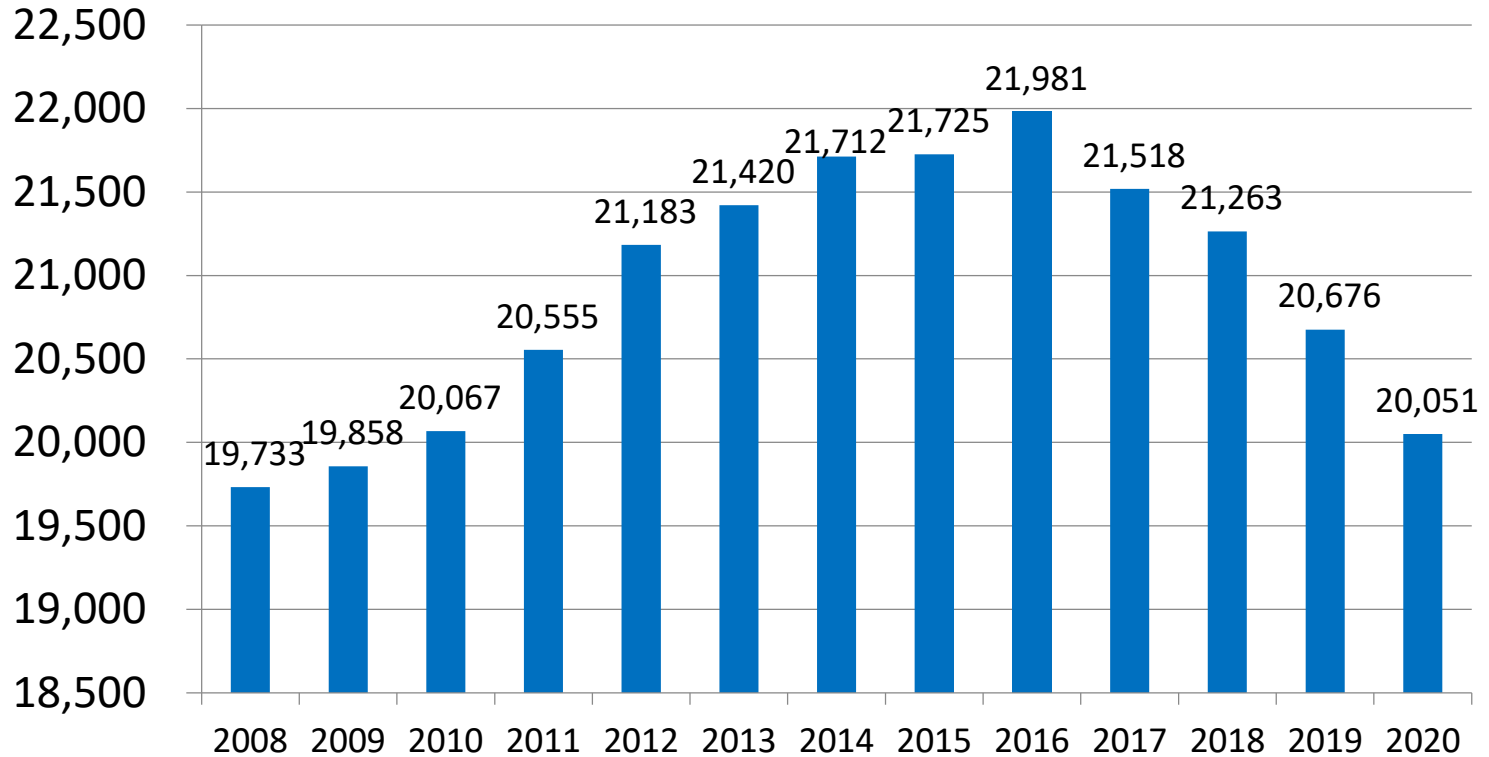
## 2019-20 Net Current Expenditures Per Pupil, 'Big Three'



# Key Trends: Historical Enrollment



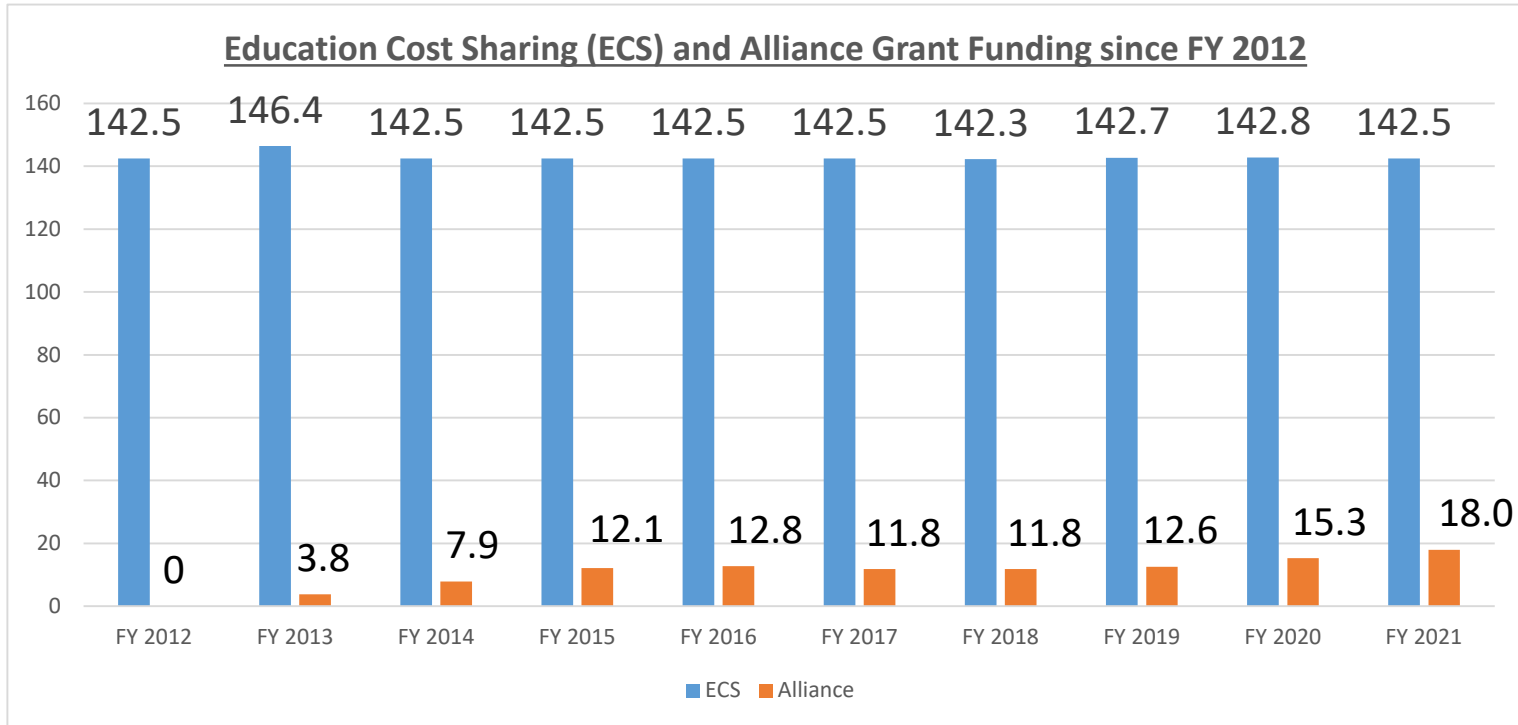
NEW HAVEN PUBLIC SCHOOLS



# Key Trends: New Haven ECS and Alliance Funds



NEW HAVEN PUBLIC SCHOOLS



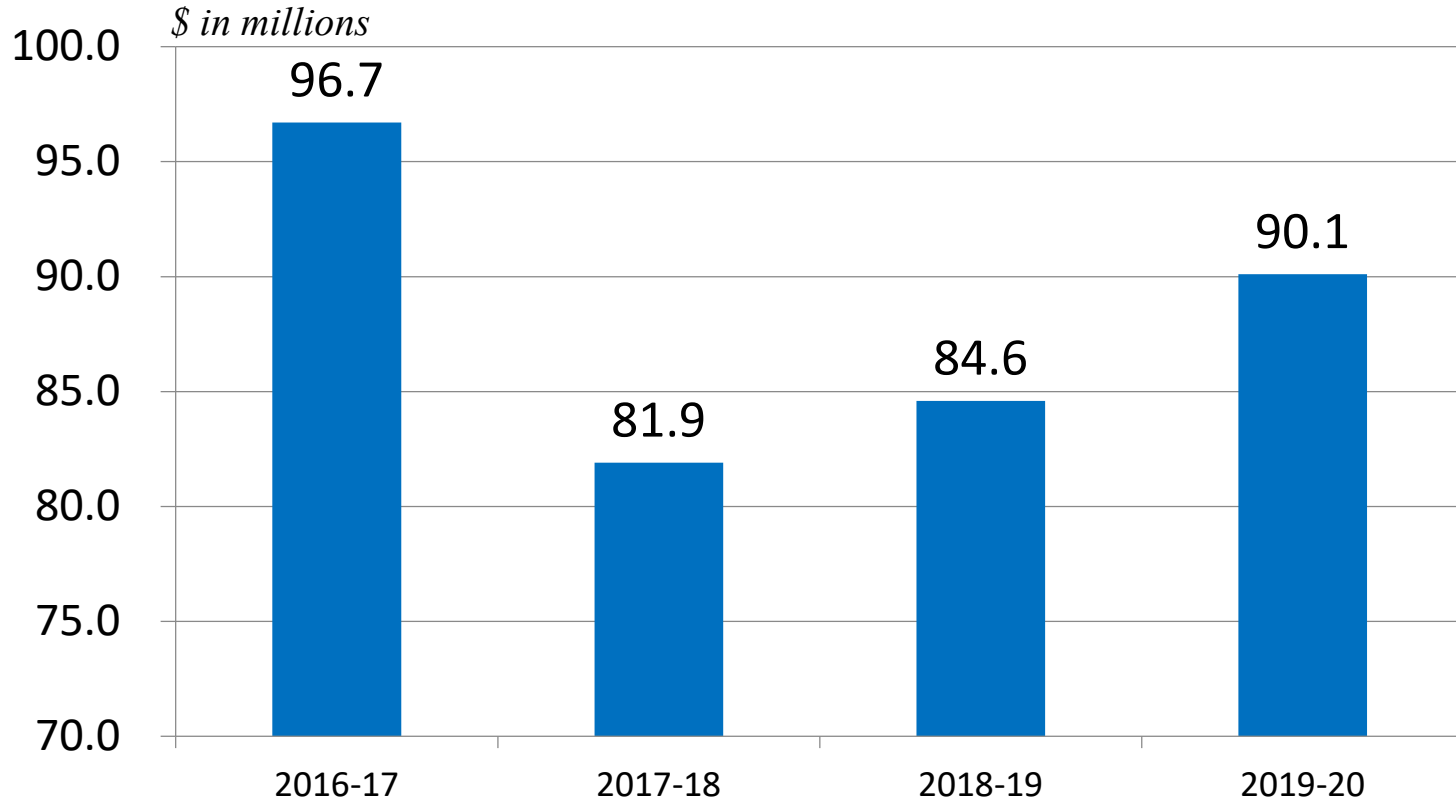
- By state statute, since New Haven is an Alliance District, any future change in ECS allocation must be made through the Alliance Grant.



## Key Trends: Change in Grant Funds



NEW HAVEN PUBLIC SCHOOLS



- 2019-20 included \$8.5 million ESSER/CARES Act grant. Absent that one-time grant, the total would have dropped to \$81.6 million.

## Initial Projection, 2020-21 Budget



NEW HAVEN PUBLIC SCHOOLS

|                     |               |
|---------------------|---------------|
| • 2020-2021 Budget  | \$189,218,637 |
| • 2021-2022 Request | \$198,020,978 |
| Difference:         | \$8,802,341   |
| % increase:         | 4.65%         |

- This reflects a status quo budget – with no change in programming.
- Projection does reflect the closure of West Rock and Quinnipiac schools.

# Proposed 2021-22 Budget



NEW HAVEN PUBLIC SCHOOLS

|                                    | 2020/21<br>Approved<br>Budget | Jan. Full-Year<br>Expenditure<br>Forecast | Initial Budget<br>Projection | Change vs.<br>2020-21<br>Budget |
|------------------------------------|-------------------------------|---|------------------------------|---------------------------------|
| <b>Salaries &amp; Benefits</b>     |                               |   |                              |                                 |
| Teacher Full-Time                  | \$ 74,343,383                 | \$ 79,528,688                             | \$ 82,226,139                | \$ 7,882,756                    |
| Admin & Mgmt Full-Time             | 15,735,850                    | 18,272,260                                | 18,422,006                   | 2,686,156                       |
| Paraprofessionals                  | 3,444,881                     | 4,286,384                                 | 4,001,176                    | 556,295                         |
| Support Staff Full-Time            | 12,744,318                    | 10,820,663                                | 11,292,028                   | (1,452,290)                     |
| Part Time & Seasonal               | 3,572,683                     | 1,368,148                                 | 3,400,000                    | (172,683)                       |
| Substitutes                        | 1,550,000                     | 1,051,133                                 | 1,550,000                    | 0                               |
| Overtime, Benefits, Other          | 3,700,500                     | 3,682,589                                 | 3,772,774                    | 72,274                          |
| <b>Total Salaries and Benefits</b> | <b>\$ 115,091,615</b>         | <b>\$ 119,009,866</b>                     | <b>\$ 124,664,123</b>        | <b>\$9,572,508</b>              |
| <b>Non-Salary Expenses</b>         |                               |   |                              |                                 |
| Instructional Supplies             | \$ 3,322,702                  | \$ 2,758,061                              | \$ 3,322,702                 | 0                               |
| Tuition (includes TAG Tuition)     | 20,302,634                    | 20,086,158                                | 20,450,000                   | 147,366                         |
| Utilities                          | 10,532,200                    | 8,638,847                                 | 9,600,000                    | (932,200)                       |
| Transportation                     | 22,788,125                    | 21,994,849                                | 23,209,000                   | 420,875                         |
| Maintenance, Property, Custodial   | 2,349,390                     | 2,085,100                                 | 2,413,998                    | 64,608                          |
| Other Contractual Services         | 14,831,971                    | 13,901,155                                | 14,361,155                   | (470,816)                       |
| <b>Total Non-Salary</b>            | <b>\$ 74,127,022</b>          | <b>\$ 69,464,171</b>                      | <b>\$ 73,356,855</b>         | <b>(770,167)</b>                |
| <b>General Fund Totals</b>         | <b>\$ 189,218,637</b>         | <b>\$ 188,474,037</b>                     | <b>\$ 198,020,978</b>        | <b>\$8,802,341</b>              |

## Notable Cost Drivers



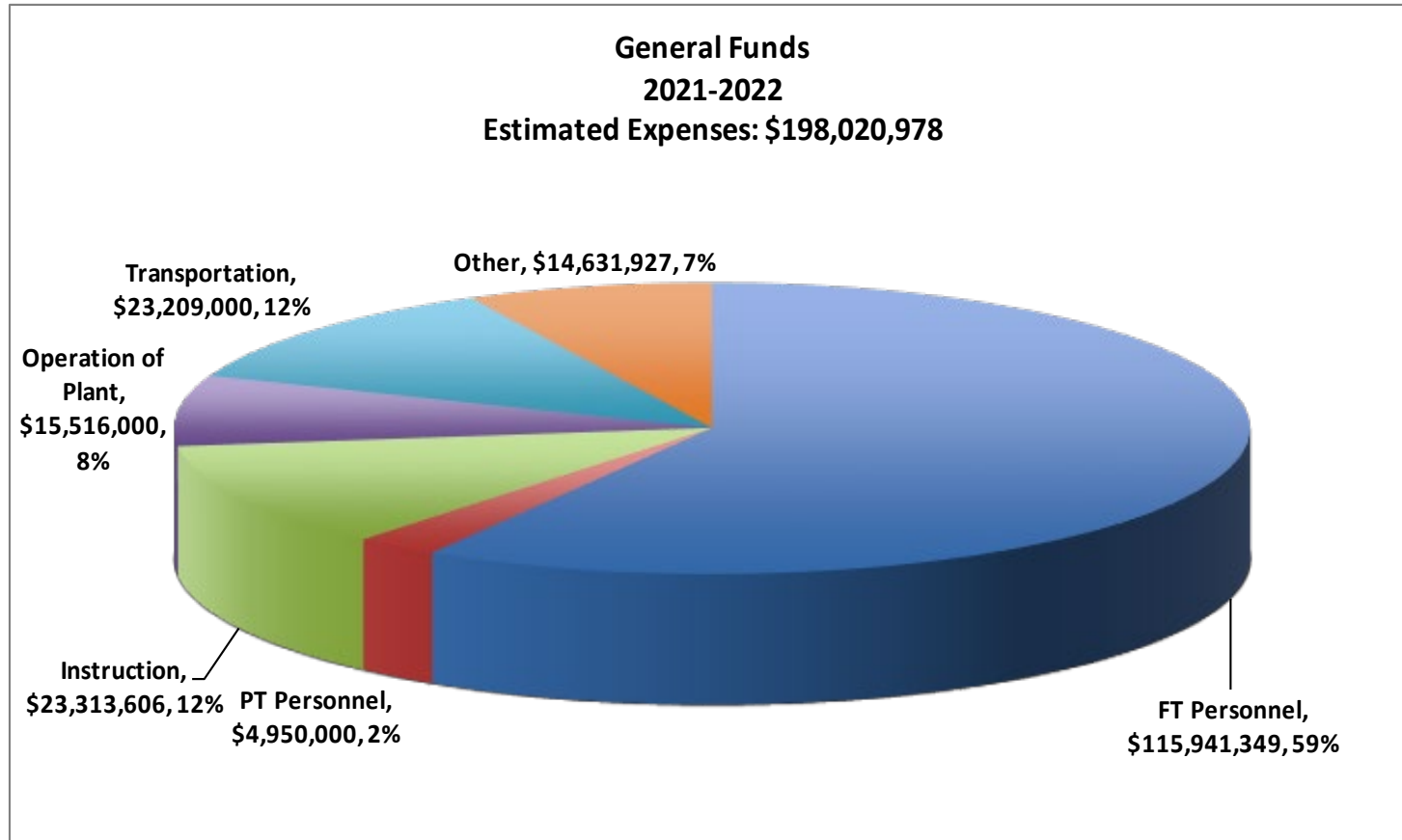
NEW HAVEN PUBLIC SCHOOLS

- 75% of the General Fund costs are in personnel, out of district tuition, transportation.
- Essentially all of the full-time staff are part of collective bargaining agreements. For the three largest bargaining units, the following contractual changes are in place for 2021-22:
  - Teachers – step movement and \$2,000 increase to top step
  - Administrators – step movement and 2.25% GWI
  - Paraprofessionals – step movement and 2.40% GWI
- All others salary changes estimated at 2.00-2.50%.
- Drop in utilities reflects the closure of West Rock and Quinnipiac, and the ongoing benefits of energy efficiency upgrades.
- Price escalation as spelled out in long-term agreements and contracts (transportation, building maintenance, etc.).
- Transportation budget assumes the Magnet School Transportation Grant returns to more normal levels.

# FY 2021-2022 Estimated Expenditures



NEW HAVEN PUBLIC SCHOOLS



# Proposed New Items (Not Included in Base Budget)



NEW HAVEN PUBLIC SCHOOLS

|   |                        | Grant Eligible? |
|---|------------------------|-----------------|
| Assistant Superintendent for Instructional Leadership/School Improvement                  | \$165,000              | Y               |
| Equity Adjustment for EL and GF-only schools  | \$350,000              | N               |
| <del>11</del> 6 new FTE for EL support (7 bilingual, 2 TESOL, 2 bilingual/TESOL teachers) | \$360,000              | Y               |
| Support for accelerated learning 'Set for Success', 10 FTE, PD and materials              | \$773,000              | Y               |
| Increased support for play-based learning in early grades                                 | \$15,000               | Y               |
| <del>New K-5 Math texts (five-year agreement)</del>                                       | <del>\$1,832,976</del> | <del>Y</del>    |
| Professional development for certified staff, LINCSpring                                  | \$310,000              | TBD             |
| Professional development for Central Office staff   | \$20,000               | N               |
| Initial implementation of Black and Latinx Studies 2 FTE, PD and materials                | \$137,100              | Y               |
| Expansion of Read 180 - licenses and enhanced online capabilities                         | \$100,000              | TBD             |
| Additional modules for Mystery Science  | \$32,000               | Y               |
| Digital resources for Grade 9 World History & Geography                                   | \$98,307               | TBD             |
| Additional funds as determined by Compensation Equity Committee                           | ?                      | TBD             |
| <b>Total</b>  | <b>\$2,360,407</b>     |                 |

# How we allocate to the school level:



NEW HAVEN PUBLIC SCHOOLS

| School Name                                    | Type         | Resident Students | Suburban Students | Total Students | 2022 Site Base | PT Staff - 50136 | 2022 Budget Proposal |
|--|--------------|-------------------|-------------------|----------------|----------------|------------------|----------------------|
|  |              |                   |                   | 19,815         | \$ 1,750,000   | \$ 500,000       |                      |
|  |              |                   |                   |                | \$ 100.56      | \$ 28.73         |                      |
| Elm City Montessori                            | Neighborhood |                   |                   | -              | -              | -                | -                    |
| Barnard Magnet School                          | Magnet       | 348               | 122               | 470            | 34,996         | 9,999            | 44,995               |
| Beecher School                                 | Magnet       | 357               | 154               | 511            | 35,901         | 10,257           | 46,158               |
| Clinton Avenue School                          | Neighborhood | 441               |                   | 441            | 44,348         | 12,671           | 57,019               |
| Hill Central Music Academy                     | Neighborhood | 421               |                   | 421            | 42,337         | 12,096           | 54,433               |
| John S. Martinez Magnet School (K-8)           | Neighborhood | 469               |                   | 469            | 47,164         | 13,475           | 60,640               |
| Davis Street Magnet School                     | Magnet       | 311               | 187               | 498            | 31,275         | 8,936            | 40,211               |
| Ross / Woodward School (PreK-8)                | Magnet       | 465               | 174               | 639            | 46,762         | 13,361           | 60,122               |
| Edgewood Magnet School                         | Neighborhood | 428               |                   | 428            | 43,041         | 12,297           | 55,338               |
| John C. Daniels Magnet School (PreK-8)         | Magnet       | 361               | 154               | 515            | 36,303         | 10,372           | 46,676               |
| Nathan Hale School (PreK-8)                    | Neighborhood | 547               |                   | 547            | 55,008         | 15,717           | 70,725               |
| Troup Magnet School                            | Neighborhood | 397               |                   | 397            | 39,924         | 11,407           | 51,330               |
| Fair Haven School                              | Neighborhood | 809               |                   | 809            | 81,356         | 23,244           | 104,600              |
| Engineering & Science University Magnet School | Magnet       | 326               | 263               | 589            | 32,784         | 9,367            | 42,150               |
| Jepson Magnet School (PreK-8)                  | Magnet       | 344               | 157               | 501            | 34,594         | 9,884            | 44,478               |
| Mauro-Sheridan Magnet School (PreK-8)          | Magnet       | 336               | 201               | 537            | 33,789         | 9,654            | 43,443               |
| Lincoln - Bassett School (K-8)                 | Neighborhood | 317               |                   | 317            | 31,879         | 9,108            | 40,987               |

# Funding streams can be very different:



NEW HAVEN PUBLIC SCHOOLS

| Fed Magnet | SIG | Title I SIG | CN | Title I | EL  | EL % | School Name                                    | Type         |
|------------|-----|-------------|----|---------|-----|------|--|--------------|
|            |     |             |    |         | 6   |      | Elm City Montessori                            | Neighborhood |
|            |     |             |    | X       | 89  | 19%  | Barnard Magnet School                          | Magnet       |
|            |     |             |    |         | 28  | 5%   | Beecher School                                 | Magnet       |
|            |     |             | X  | X       | 164 | 37%  | Clinton Avenue School                          | Neighborhood |
|            |     |             |    | X       | 186 | 44%  | Hill Central Music Academy                     | Neighborhood |
|            |     |             |    | X       | 200 | 43%  | John S. Martinez Magnet School (K-8)           | Neighborhood |
| X          |     |             |    |         | 5   | 1%   | Davis Street Magnet School                     | Magnet       |
|            |     |             |    | X       | 70  | 11%  | Ross / Woodward School (PreK-8)                | Magnet       |
| X          |     |             |    |         | 37  | 9%   | Edgewood Magnet School                         | Neighborhood |
|            |     |             |    |         | 163 | 32%  | John C. Daniels Magnet School (PreK-8)         | Magnet       |
|            |     |             |    |         | 55  | 10%  | Nathan Hale School (PreK-8)                    | Neighborhood |
|            |     |             |    | X       | 52  | 13%  | Troup Magnet School                            | Neighborhood |
|            |     | X           |    | X       | 421 | 52%  | Fair Haven School                              | Neighborhood |
|            |     |             |    |         | 22  | 4%   | Engineering & Science University Magnet School | Magnet       |
|            |     |             |    |         | 54  | 11%  | Jepson Magnet School (PreK-8)                  | Magnet       |
|            |     |             |    |         | 47  | 9%   | Mauro-Sheridan Magnet School (PreK-8)          | Magnet       |
|            |     | X           |    | X       | 18  | 6%   | Lincoln - Bassett School (K-8)                 | Neighborhood |
|            |     | X           |    | X       | 15  | 4%   | Brennan-Rogers                                 | Neighborhood |
|            |     | X           |    | X       | 81  | 26%  | Barack Obama Strong                            | Neighborhood |
|            | X   |             |    | X       | 245 | 50%  | Truman School                                  | Neighborhood |



# Could we add resources where it's most needed?



NEW HAVEN PUBLIC SCHOOLS

| EL  | EL % | School Name                                    | Type         | Total Students | 2022 Site Base | PT Staff - 50136 | 2022 Budget Proposal | \$250,000 EL Support | \$100,000 Neighborhood Support |
|-----|------|--|--------------|----------------|----------------|------------------|----------------------|----------------------|--------------------------------|
|     |      |  |              | 19,815         | \$ 1,750,000   | \$ 500,000       |                      | 97.85                | 70.97                          |
|     |      |  |              |                | \$ 100.56      | \$ 28.73         |                      |                      |                                |
| 6   |      | Elm City Montessori                            | Neighborhood | -              | -              | -                | -                    |                      |                                |
| 89  | 19%  | Barnard Magnet School                          | Magnet       | 470            | 34,996         | 9,999            | 44,995               | 8,708                |                                |
| 28  | 5%   | Beecher School                                 | Magnet       | 511            | 35,901         | 10,257           | 46,158               |                      |                                |
| 164 | 37%  | Clinton Avenue School                          | Neighborhood | 441            | 44,348         | 12,671           | 57,019               | 16,047               |                                |
| 186 | 44%  | Hill Central Music Academy                     | Neighborhood | 421            | 42,337         | 12,096           | 54,433               | 18,200               |                                |
| 200 | 43%  | John S. Martinez Magnet School (K-8)           | Neighborhood | 469            | 47,164         | 13,475           | 60,640               | 19,569               |                                |
| 5   | 1%   | Davis Street Magnet School                     | Magnet       | 498            | 31,275         | 8,936            | 40,211               |                      |                                |
| 70  | 11%  | Ross / Woodward School (PreK-8)                | Magnet       | 639            | 46,762         | 13,361           | 60,122               |                      |                                |
| 37  | 9%   | Edgewood Magnet School                         | Neighborhood | 428            | 43,041         | 12,297           | 55,338               |                      |                                |
| 163 | 32%  | John C. Daniels Magnet School (PreK-8)         | Magnet       | 515            | 36,303         | 10,372           | 46,676               | 15,949               |                                |
| 55  | 10%  | Nathan Hale School (PreK-8)                    | Neighborhood | 547            | 55,008         | 15,717           | 70,725               |                      | 38,822                         |
| 52  | 13%  | Troup Magnet School                            | Neighborhood | 397            | 39,924         | 11,407           | 51,330               |                      |                                |
| 421 | 52%  | Fair Haven School                              | Neighborhood | 809            | 81,356         | 23,244           | 104,600              | 41,194               |                                |
| 22  | 4%   | Engineering & Science University Magnet School | Magnet       | 589            | 32,784         | 9,367            | 42,150               |                      |                                |
| 54  | 11%  | Jepson Magnet School (PreK-8)                  | Magnet       | 501            | 34,594         | 9,884            | 44,478               |                      |                                |
| 47  | 9%   | Mauro-Sheridan Magnet School (PreK-8)          | Magnet       | 537            | 33,789         | 9,654            | 43,443               |                      |                                |
| 18  | 6%   | Lincoln - Bassett School (K-8)                 | Neighborhood | 317            | 31,879         | 9,108            | 40,987               |                      |                                |
| 15  | 4%   | Brennan-Rogers                                 | Neighborhood | 380            | 38,214         | 10,918           | 49,132               |                      |                                |
| 81  | 26%  | Barack Obama Strong                            | Neighborhood | 312            | 31,376         | 8,964            | 40,340               | 7,926                |                                |
| 245 | 50%  | Truman School                                  | Neighborhood | 487            | 48,974         | 13,993           | 62,967               | 23,973               |                                |

- Closure of West Rock and Quinnipiac schools – reduction of three building administrators and building operating costs (estimated value \$1,040,000)

## What We Don't Know



NEW HAVEN PUBLIC SCHOOLS

- Grant funding, especially with respect to the Alliance grant (by statute, all future increases in ECS must come through Alliance)
- Front end of the State's biennial budget process – may not have a clear picture on funding for a few more months

# Budget Timeline



NEW HAVEN PUBLIC SCHOOLS

| <u>Action</u>  | <u>Person Responsible</u>  | <u>Due Date</u> |
|--|----------------------------|-----------------|
| Full time staff rosters sent to Principals and other leaders for review                | Finance Office             | Complete        |
| Budget process overview for Principals and Administrators at Superintendent's meeting  | Finance Office             | Complete        |
| Budget discussions with Principals and Executive Team                                  | Finance Office/ELT         | Complete        |
| Updated staff rosters sent back to Finance office                                      | Schools/ELT                | Complete        |
| Non-staff budget templates sent to Principals and Administrators                       | Finance Office             | Pending         |
| Meet with SAA and NHFT Leadership  | Superintendent/ELT         | Complete        |
| Preliminary budgets due from schools and departments                                   | Schools/Department         | Pending         |
| Internal budget reviews with Principals and Administrators                             | Schools/Superintendent/ELT | Complete        |
| Provide budget update to Principals and Administrators at the Superintendent's Meeting | Finance Office/ELT         | Pending         |

# Budget Timeline, continued



NEW HAVEN PUBLIC SCHOOLS

|  |                               |                      |
|--|-------------------------------|----------------------|
| Budget revisions due from schools and departments                                    | Schools/Departments           | Pending              |
| First draft of budget compiled   | Finance Office                | Complete             |
| Budget Presentation to Finance and Operations Committee                              | Superintendent/CFO            | Complete             |
| Presentation to the Board of Education   | Superintendent/CFO            | February 8, 2021     |
| First Community Forum on Budget  | BOE/CFO/Superintendent        | Week of February 15  |
| BOE Special Meeting on Budget  | BOE/CFO/Superintendent        | Week of February 15  |
| Review and adjust budget per Special Meeting   | Superintendent/Finance Office | February 17-19, 2021 |
| Superintendent's recommended budget presented to the Board of Education for approval | Superintendent/CFO            | February 22, 2021    |
| Second Community Forum on Budget   | Superintendent/CFO            | Week of February 22  |
| Budget Hearing Board of Alders Finance Committee                                     | Superintendent/CFO            | TBD - April          |
| Board of Education adoption of Final 2022 Budget                                     | Superintendent/BOE            | TBD - May            |

- The Governor's proposed biennial budget freezes ECS and the Alliance grant at their current levels.
- The freeze comes after only two years into a 10-year plan to increase education funding, especially to urban districts.
- The freeze will have a devastating impact on NHPS if approved by the legislature.
- The recently-awarded ESSER II funds are not equivalent to ECS funding, and can not be used to cover existing general fund expenses.
- Productive conversation with legislative delegation on 2/12. Will testify at 2/22 Education Committee public hearing.



Feedback? Have ideas on the budget? E-mail me:  
[Phillip.Penn@nhboe.net](mailto:Phillip.Penn@nhboe.net)

**Thank you!**